

# NTC 841 & 842 SERIES FAN COIL THERMOSTAT WITH LCD

3 Point Floating Control


# NENUTE<sup>®</sup> C


INNOVATIVE MEMBER OF SWIS<sup>+</sup>TEC

**NENUTE<sup>®</sup> ASIA PACIFIC PTE LTD**

7030 Ang Mo Kio Ave 5  
#03-56 Northstar @ AMK  
Singapore 569 880




 (65) 6570 3233

 (65) 6570 6783

 [info@nenutec.com.sg](mailto:info@nenutec.com.sg)

# NTC 841 & 842 SERIES FAN COIL THERMOSTAT WITH LCD

## 3 Point Floating Control



## NTC 841 & 842 SERIES

NTC 840 series thermostat with LCD feature a 3 Point Floating Control for heating and cooling with fan speed switch. The controllers are designed for use in 2-pipe or 4-pipe Fan Coil units, and a variety of heating and cooling applications controlled by water valves and damper actuator.

## PRODUCT FEATURE

- Low power energy consumption: < 1W per unit
- Relays switching for fans up to 300W
- Automatic fan control for three stage fans
- Cost saving option with Economy functionality and set set point limitations
- Control for single stage heating, cooling and fan only operation modes
- Password protected programmable user and control parameters

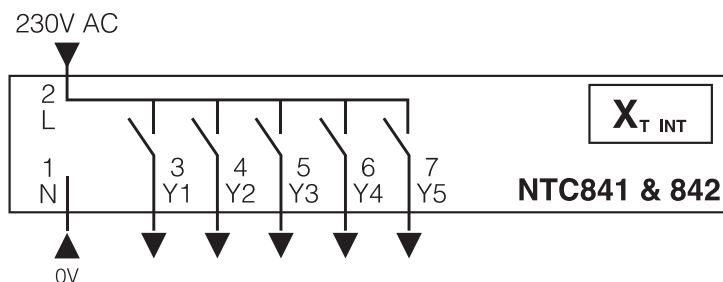
## DELUXE VERSION

- Clock and time schedule functions with power failure protection
- Blue backlight for LCD
- Infrared remote controller option, NRC830
- Power backup for real time clock (Min 48h if charge for 24h)

## TECHNICAL SPECIFICATION

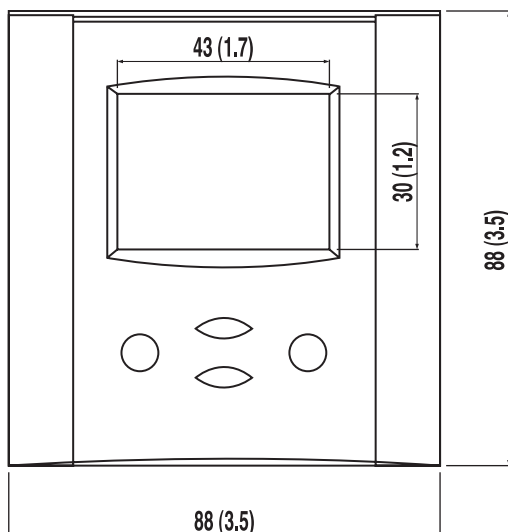
MODEL NUMBER	NTC 841-XY	Off-Cool, 3-speed Fan, 3 Pt Floating Output, Cooling, 2-pipe, AC230V
	NTC 842-XY	Heat-Off-Cool, 3-speed Fan, 3 Pt Floating Output, Cooling or Heating, 2-pipe, AC230V
<b>X</b>	Blank = Standard; D = Deluxe Version	
<b>Y</b>	Blank = Standard; W = 1 External NTC or open contact input	
<b>POWER REQUIREMENT</b>	AC230V ±10%, 50/60 Hz Models	
<b>POWER CONSUMPTION</b>	Max 1W, 1.5 VA	
<b>SIGNAL INPUT</b>	Temperature Input	RT Internal
	Resolution	0.1°C (0.1°F)
	Accuracy	0.5°C (1°F)
<b>SIGNAL OUTPUT</b>	Digital Switching Outputs	DO1...DO5
	Switching Type	Relays
	AC Switching Power	2 (1.2) A, 250VAC (max fan power 300W)
<b>BODY MATERIAL</b>	Fire proof ABS plastic (UL94 class V-0)	
<b>ENVIRONMENT (OPERATING / STORAGE)</b>	0 to 50°C / -25 to 70°C ; <95% RH Non-condensing	
<b>CERTIFICATION</b>	CE and ISO 9000 (EN...requirements)	
<b>DEGREE OF PROTECTION</b>	IP30 to EN 60 529	
<b>SHIPPING WEIGHT</b>	0.260 kg	
<b>DIMENSION</b>	Front part: 21 x 88 x 88mm (0.8 x 3.5 x 3.5 in.)	
	Power case: 60 x 50 x 32mm (2.4 x 2.0 x 1.26 in)	

## WIRING DIAGRAM

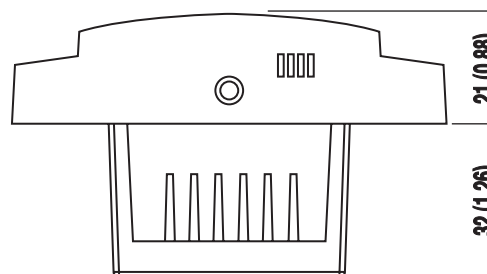


DESCRIPTION		
<b>N</b>	Power Supply:	0V Neutral
<b>L</b>	Power Supply:	230 VAC
<b>Y1</b>	Binary Output 230V AC:	Fan speed low
<b>Y2</b>	Binary Output 230V AC:	Fan speed medium
<b>Y3</b>	Binary Output 230V AC:	Fan speed high
<b>Y4</b>	Binary Output 230V AC:	Open
<b>Y5</b>	Binary Output 230V AC:	Close

## DIMENSION AND MOUNTING INSTRUCTION



Space required in flush mounting box:  
(H x W x D)



Distance for mounting screws:  
Horizontal and vertical:  
45 to 63mm (1.8 to 2.5 in.)

The performance specifications are nominal and conform to acceptable industry standards. NENUTEC shall not be liable for damages resulting from misapplication or misuse of its products.